

GHOUL GRUB

Table of Contents

- [Storyline/Scripts](#)
- [Puzzle Guides](#)
- [Setting Up the Experience](#)
- [Running the Room](#)
 - Resetting Individual Puzzles (Witch's Brew and Beyond the Grave-y) Room

Storyline/Scripts

Intro Video:

Ghoul Grub is a food delivery service dedicated to delivering delicious food to residents here in this Ghost Neighborhood! Call it perfect timing too since USC is opening their doors to students from beyond the grave for the first time! Orders have been pretty backed up lately and we will need to help complete orders needed for delivery through any means possible, even if it means helping the chefs to finish making the orders! However, before we can get you started, we need you to watch this quick training video to get you up to speed!

Orientation Video Script:

Hi! I'm Frank from GhoulGrub, your boss and friend. (frank is not your friend)

Welcome new employees to your first training shift at GhoulGrub! We're so excited to be partnering with USC as the university opens its doors for the first time to students from beyond the grave. Today, YOU will be helping welcome the new phantasmal (and fantastic) residents by fulfilling their delivery requests.

To complete each order, you must go to the restaurant location that the order corresponds to and pick up the food that needs to be delivered. You do not need to come back to base after each order has been picked up, you can just pick up as many orders as you can from the restaurants and then deliver them all at once at the end of your shift.

Finally, remember that customer satisfaction is our number one priority! Once you've taken on an order, it becomes your responsibility to deliver on the GhoulGrub guarantee, no matter what might be happening in the kitchen. Remember, you signed the contract, so we're legally able to collect on your soul if you break that promise! ... Of course, that won't happen. We have the highest level of confidence in our new employees.

And with that, you're now ready to get started! Journey forth and bring the joy of GhoulGrub delivery to the world, or should I say, the underworld!

Gamemaster Spoken Script:

Gamemaster Intro

Welcome to Ghoul Grub! We have an especially busy day planned and we need all the help we can get! Almost all of the restaurants on our app have been experiencing problems in their kitchen which has made deliveries halt to almost a standstill! This group of ghouls here (point at houses) have been patiently waiting for their food, but I don't think they can wait any longer!!!

At Ghoul Grub, customer service is our number one priority and we need you to help the restaurants with any issues to make sure our customers get their food!

Here is our map of all the restaurants we have orders at! (Give them the map) We would love it if you were to go to each restaurant, help solve their problems and get the orders moving again! Some restaurants are physical while others materialize through a ghostly—QR code! There is no set route for you to travel, so you can visit the restaurants in any order and try to help out as many restaurants as you can but no worries at all if you aren't able to get to all of them! It's dangerous to travel out there alone, take this! (hand them lantern)

If you need any help with anything feel free to circle back here to Ghoul Grub HQ! And when you are done, feel free to come back here to headquarters and collect any tips made from completing your orders! If you get done early or some of the physical booths are busy, feel free to come talk to us and we might have some extra tasks for you to do for some extra candy!

Conclusion (Spoken From Gamemaster):

Wow you survived! How was your first day of training? Are you ready to clock out from your shift? Great! Of course, like the fine print on your employment contract says, this first shift was strictly volunteer work (you did read through the 1000 page contract right?!) ...so you won't be getting paid any money. However, we do have payment in candy!!! if you show your Trainer your order confirmation codes I can go ahead and convert your tips from the app into candy! Thank you so much!

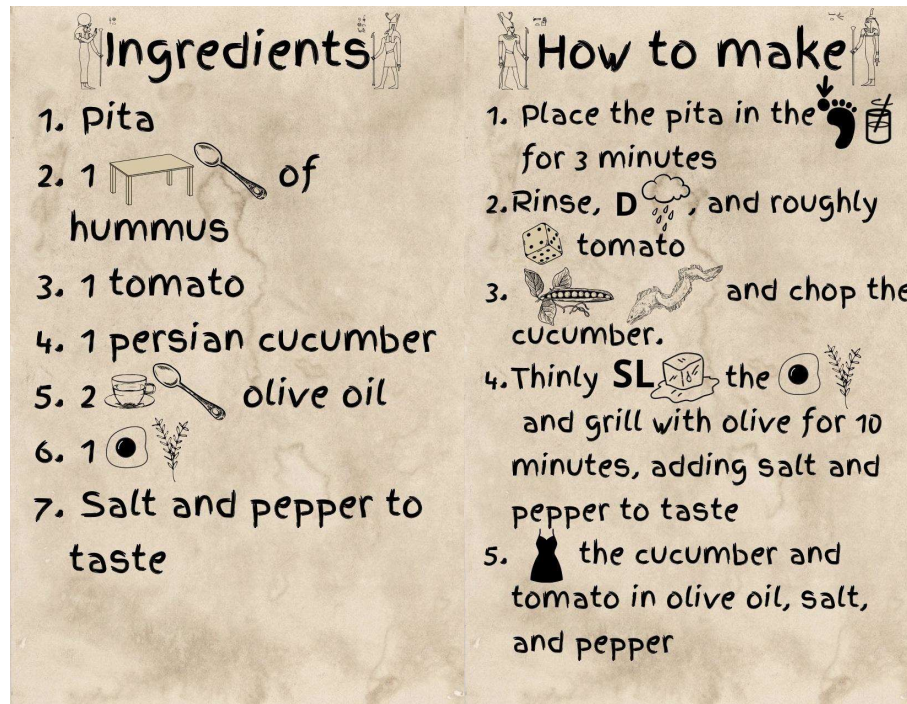
Puzzle Guides

Escape Rooms are Non—Linear and can be done in any order


1. Mummy's Mediterranean Wraps—(Digital puzzle, No GM needed)

- a. Walkthrough:
- b. Our head chef Gus Sarcopha has been wrapped up with your Ghoul Grub order and can use a hand in deciphering their great grandmother's 1,000 year old recipe! And to make things even more intriguing, hidden inside the

recipe is the location where their great grandmother's world famous hummus is. Can you help out Gus?.



- c.
- d. In order, the rebuses are:
- Tablespoon, tea spoon, eggplant, toaster (toe—stir), drain, dice, peel (pea + eel), slice, eggplant, dress.
- e. Once deciphered, the final step is to order the letter of the rebus answers that correlate with the number placed in front of the rebus. This should lead the players towards:



- i. 7– Eggplant
- ii. 1– eggplant
- iii. 3– Dice
- iv. 2– Dress
- v. 8– tablespoon
- vi. 1– Peel
- vii. 6– teaspoon
- viii. 2– slice
- ix. 4– drain
- x. 4– Toaster
- f. Answer: Necropolis
- g. Hints
 - i. hmm those hieroglyphs are kind of strange. I wonder what they mean?
 - ii. Those hieroglyphs seem like they represent English words, but I can seem to figure out which ones!
 - iii. Ohhh they 're rebuses! The symbols mean words! like the symbol of the dress represents the word dress!

2. Medusa's Stone Cold Creamery (Digital puzzle, No GM needed)

- a. This puzzle uses ZapAR
 - i. Zap codes scanned using the zap website (given digitally) show ar version of the next statue clue
- b. Setup: make sure zap codes are located at the following locations:
 - i. Tirebiter
 - ii. Norman Hawkins Topping
 - iii. Neil Armstrong
- c. Walkthrough:
 - i. Oh no! Medusa lost her glasses! This special pair of glasses prevents her from petrifying people as she concocts her world–famous ice scream. She went around looking for them, but unfortunately started turning people into stone and is now asking for your help finding them. Medusa believes the people she turned to statues left clues to the location of her glasses on the nearby plaques. She knows she initially

lost her glasses when her dog playfully stole them and ran away from her.

1. hints at tirebiter being the statue "the dog" → go to tirebiter
- ii. By the time Medusa caught up with her dog Tire Biter, her glasses were nowhere to be found and she accidentally turned him to stone. Medusa tried retracing her steps and ran into her old friend Norman Hawkins Topping.
 1. (6th row, 3rd and 4th words) → taken to
- iii. Medusa told Norman to close his eyes, but he didn't close them fast enough. As Norman turned to stone, he began telling her where to look but wasn't able to finish his sentence. All Medusa caught from him was something about kneeling in front of a strong arm.
 1. find Norman – (1st row, 2nd and 3rd words) → a world
- iv. It seems as though Neil was the last person to see Medusa's glasses and accidentally left them somewhere...
 1. find Neil Armstrong (6th row, 5th – 7th words) → on the moon
- v. Type some variation of "taken to a world on the moon"/"on the moon"/etc into the i have found the glasses section
- vi. final password is given: "boo-berry"
- vii. Hints
 - 1.
 2. (If not sure where to go for a clue) – remember that the game will occur within the area on the map!
 3. (If still not sure) – I wonder if there's anything on the map that might guide you towards useful areas?

3. Jekyll and Hyde Combination Pizza Gut and Taco Hell (Digital puzzle, No GM needed)

- a. Walkthrough: Dr. Jekyll and Mr. Hyde have just taken an order at the combination Pizza Gut and Taco Hell, but can't exactly remember the details of what the customer ordered. Can you navigate through their arguing in their back-and-forth conversation to narrow down which ingredients went on the pizza? Here are their simplified statements:
 - i. The customer ordered a pizza crust

- ii. The sauce was from Taco Hell
 - 1. Eliminates italian sauces
 - iii. They definitely ordered mozzarella, ricotta, or cheddar
 - iv. The customer is allergic to alliums
 - 1. Eliminates onions and garlic
 - v. They ordered a smooth/creamy sauce
 - 1. Eliminates salsa
 - vi. They ordered an orange cheese
 - 1. Eliminates mozzarella and ricotta
 - vii. The pizza would make their breath smell bad
 - 1. Anchovies! (or garlic/onions, but those should already be eliminated by the alliums comment)
 - viii. They're pescatarian
 - 1. Eliminates pepperoni, pulled pork
 - ix. The final add on is a topic of great debate
 - 1. Eliminates balsamic drizzle
 - x. And a great source of antioxidants!
 - 1. Points towards pineapple
 - xi. "The only thing round about the pizza is the pizza"
 - 1. Eliminates all circular toppings (should eliminate tomato slices and leave only refried beans for veggies)
- b. Quiz answers and options:
- i. *What was the cheese:* mozzarella slices, ricotta, **cheddar**
 - ii. *What was the sauce:* green salsa, pesto, **guacamole**, tomato sauce
 - iii. *What was the protein:* **anchovies**, tofu, pepperoni, pulled pork
 - iv. *What was the fruits or veggie:* garlic, tomato slices, onions, **refried beans**
 - v. *Any final addons:* **pineapple juice drizzle**, balsamic drizzle, hot sauce, sour cream
- c. Hints
- i. Have you figured out which ingredient each comment is talking about yet?

- ii. Maybe try writing down (on paper or on a phone) what specific ingredients each of the comments is referring to, and see if that helps any steps?
- iii. [Contextual based on what's missing] – Hmmm, I think X cheese might not be orange/Y sauce might not be from Taco Hell/Z protein doesn't work/W ingredient might be round/V ingredient might not be controversial/Have you figured out what alliums are?

4. Weston Peace's Beyond the Grave—y – (2 GMs ideal, 1 required)

- a. Walkthrough: Weston Peace recently passed away, and was never great at communicating. Figure out what dish he's trying to tell you about!

- i. Menu items (possible answers):

1. Scream Brulee
2. Pumpkin Die
3. Ghost Pepper Gumbo
4. Leech Cobbler
5. Turkey Sandwich
6. Attackeroni and Cheese
7. Corndead

- ii. Game Master Role

1. One gamemaster is there mostly to monitor and help the other gamemaster know when players are coming, what they're doing, etc., as well as introduce the puzzle.
2. The other gamemaster will be lying down inside the cardboard box, using the magnet to control the ouija board the players see. Spell out the following scrambled words, pausing between each one. The magnets should be pointing to the letter, staying vertical as they move and point!

- iii. Ingredients

1. ufrol [REDACTED] Hint: Not to be confused with a flower.
2. usarg [REDACTED] Hint: Parents beware. This is the essence of halloween.
3. A zdnoe gesg [REDACTED] Hint: The chicken came first.

4. mgnetu [REDACTED] Hint: Spice up your life.

5. knpumip [REDACTED] Hint: You don't need this hint.

iv. **Answer: Pumpkin Die**

v. Hints

1. Weston does seem a little SCRAMBLED UP since he passed. It's definitely impacting his spelling a bit.
2. (see hints above for each scramble)
3. (If they are struggling with one or two ingredients) – maybe you can figure out what recipe we need just from what you've already solved?

5. Witch's Brew – (1 GM)

a. Walkthrough: The witch's apprentice has mixed up the jars of her potion ingredients and can't find one ingredient (particulars of which ingredient will depend on the level of difficulty of the puzzle). Using the cipher, find the color of the ingredient to identify which jar contains the desired ingredient.

i. The players will need to drop the capsules into the pot to figure out what color the ingredient is.

ii. Ciphers for the Puzzles by Difficulty

1. Difficult 2: Toe of Frog (Caesar Cipher Puzzle)

a.

b. Answer: **Yellow**

c. **Jar 3**

iii. Once the player identifies the color of the ingredient, the player should then tell the GM which bottle the capsule was placed in, and they will tell the player the code ("Cauldron").

iv. Hints

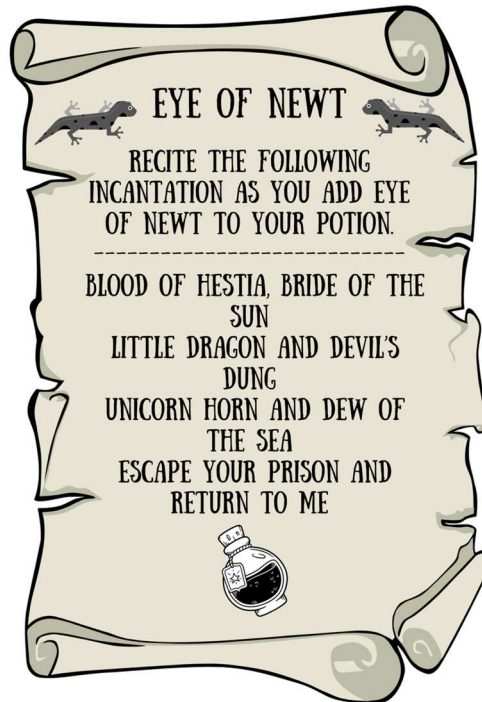
1. (If players haven't figured out what color they are looking for) I wonder if there's a pattern to the way the ingredients are spelt?
- 2.
3. (If players still haven't figured out the caesar shift) – it almost looks like the letters are shifted up or down in the alphabet. I bet all of the words are shifted the same way?

6. **BONUS TASKS:** These are tasks to do just in case the group gets done early, or if the other physical booths are busy! Bonus tasks will be given out at Ghoul Grub HQ.

a. **Bonus Tasks 1:**

- i. Players will do a puzzle continuing on from the storyline of Witch's Brew
- ii. Ghoul Grub HQ will share the Witch's Brew Bonus Task QR code to the players. (Note: They do not need to go to Witch's Brew to Solve this puzzle, they can just stay near Ghoul Grub HQ)

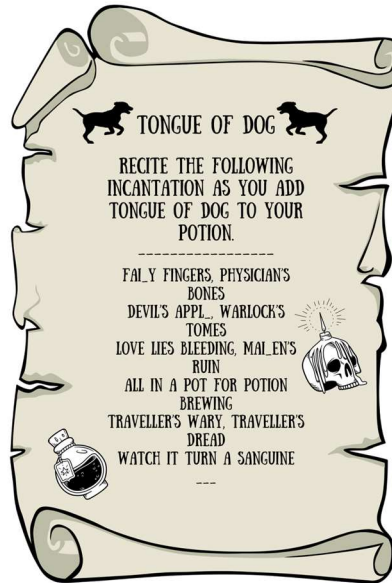
1. Easy: Eye of Newt (Acrostic Poem Puzzle)



a.

b. Answer: **Blue**

2. Moderate: Tongue of Dog (Missing Letter Puzzle)



- a.
b. Answer: **Red**

3. Difficult 1: Wool of Bat (Caesar Cipher Puzzle)



- a.
b. Answer: **Green**

- iii. The players should tell the GhoulGrub HQ Game Master that Wool of Bat is Green, Tongue of Dog is Red, and Eye of Newt is Blue.
- iv. When they get them correct, say:
1. Correct! I'll relay that information over to Witch's Brew! This should help get more orders up and running! For your hard work, I'll grant you a sticker!
- v. (Ghoul Grub HQ Game Master will place one of the gold stickers onto the bonus task section on the top right of their map!)

1.




b. Bonus Task #2

- i. **Players will take a quick detour from their delivering duties to help the Ghoul Grub Marketing TEAm!**
- ii. **The Ghoul Grub Marketing TEAm is preparing a brand new marketing campaign to appeal to new incoming Ghoul USC students! And you folks seem like a perfect fit! Take these props and snap some pictures at these locations! When you are done, bring them back to Ghoul Grub HQ to collect your Tips!**
- iii. **Location #1 Tommy Trojan**
 - 1. **Our market that we are trying to tap into is the dead–tired college students demographic, especially zombies! Can you take a photo here posing as a zombie college student?**
- iv. **Location #2 The Marshall Fountain**
 - 1. **According to months of focus group studies it seems that another segment of the market we need to branch out to is snakes! And one of my ghost friends told me that there are so many nearby this fountain!! Would you be able to take a photo near there as if you were a snake? Maybe you can act as a snake on a very important business call!**
 - 3. **The Marshall Fountain**




- 2. **wi**
- v. **Location #3 Mudd Hall**

1. This place is the perfect spot for some fun ghost pics! It already seems haunted at night so it will work great! If you can try taking a photo as ghost members hungry for some good ghoulish grub food! (If you want to try jumping while taking the photo to make it seem like you are levitating, that would be extra awesome for our campaign!)
- vi. When they are complete with this bonus task give them a gold/pink sticker in the middle circle and also ask them to airdrop or email their images to escapesc@usc.edu! (they can decline too!)
- vii. (Ghoul Grub HQ Game Master will place one of the gold stickers onto the bonus task section on the top right of their map!)



- 1.
- c. Bonus Task #3
- i. Players will deliver a special package from the CEO of Ghoul Grub over to Weston Peace's grave to pay their respects (and apologize for accidentally decapitating Weston). And players will in turn deliver something from Weston Peace over to Witch's Brew and then Witch's Brew will bring something over to Ghoul Grub HQ
 1. As players use the QR code, you will give them one of the paper bags. This bag will have a fun or silly prop in them.
 2. Players will need to bring the bag over to the physical Beyond the Grave—y Location.
 3. Once they give the bag to Beyond the Grave—y, the employee will give the players a bag to give to Witch's Brew.
 4. Once they give the bag to Witch's Brew, the employee will give the players a bag to give to Ghoul Grub HQ.

- ii. Three bags will be circulating throughout the night. Do not start another group on task three until the previous group is done and the bag has made it back to Ghoul Grub HQ.
- iii. Once finished and the bag is back in place, Ghoul Grub HQ Game Master will place one of the gold stickers onto the bonus task section on the top right of their map!



Setting Up the Experience

- There are three physical stations, while the rest are digital
- The three physical stations are Ghoul Grub HQ, Witch's Brew, and Beyond the Grave-y.
- Costume—It would be fun if you would wear something fitting to the theme of each restaurant:
 - Beyond the Grave-y: Western themed Outfits, plaid, etc
 - Witch's Brew—Anything resembling a witch's outfit, maybe some green/purple colors
 - Ghoul Grub HQ— Business Casual LOL
 - But if you don't have the clothes for each booth, WEAR ESCAPESC T-SHIRT no worries at all, anything halloween colors would work too (orange, purple, green, black)
- Ghoul Grub HQ
 - Items:
 - Decorations
 - Table
 - Cauldron (To hold the candy)
 - Neighborhood Decorations

- Ghou! Grub HQ NameTags!
- "Ghou!Grub" Poster
- Tablecloth (Black Tablecloth from Josh)
- Skull
- Lanterns!
- Map
 - Printed Maps
 - Circle Stickers for Map (and for Bonus Tasks)
- Candy
 - Candy
 - Cauldron!
 - Candy Bags!
- Bring a Computer
- Bonus Task #3 Bag
- Wristbands
- Bluetooth Speaker



- Witch's Brew

- Items:
 - Table
 - 1 Cauldron
 - 4 Mason Jars
 - Colored Capsules
 - Witch 's Brew Poster
 - Witch 's Brew Name Tags
 - Gold Tablecloth
 - Water
 - Hot Water (Thermos)
 - Electric Kettle
 - Bonus Task #3 Bag
 - Bluetooth Speaker
- Beyond the Grave—y
 - Items:
 - Table
 - Frame of Weston Peace
 - Coffin
 - 3D printed Ouija Board piece
 - Magnets
 - Beyond the Grave—y Poster
 - Beyond the Grave—y Name Tags
 - Bonus Task #3 Bag
 - Bluetooth Speaker
- Medusa 's Ice Creamery
 - Make sure Zap Codes are present at the following statues
 - Tirebiter
 - Norman Hawkins Topping
 - Neil Armstrong
- Jekyll and Hyde and Mummy Rebus Puzzle

- Please Place the QR codes Somewhere decided upon per group.



Running the Room:

- During this experience, we will have a support lead. These support leads will create a slack channel with everyone in your shift. These support leads will be there to assist you if something goes wrong, you need to use the restroom during your shift, or if a booth needs help (Ghoul Grub HQ Busy)
- GhoulGrub HQ GM's
 - Before the Experience:
 - Set up the booth, making sure that the maps are in the correct location (stickers on maps are in correct locations). While setting up, place QR codes at certain locations (make sure they are clearly visible) and then put circle stickers on the certain location corresponding to the one in the map below. (Make sure you make a sticker for where you are in Ghoul Grub Headquarters)
 - Red stickers Corresponds with Mummy's Mediterranean Wraps, Purple corresponds with Medusa's Stone Cold Creamery, etc

- Try to make the stickers as accurate to the location as possible



- The groups should be coming in in 15 minute intervals should be enough time for the group.
- As Each Group Enters:
 - Your job is to guide each group coming in and each group leaving the experience.
 - Check in Members using the "bookings" google sheet:
 - <https://docs.google.com/spreadsheets/d/1w3g8BKEQW-rGt16Cr6PlkC7h2RAy92oIpITYHST4f4c/edit#gid=0>
 - Give them a wristband
 - Give the Intro Welcome Spiel: "Ghoul Grub is a food delivery service dedicated to delivering delicious food to residents here in this Ghost Neighborhood! Call it perfect timing too since USC is opening their doors to students from beyond the grave for the first time! Orders

have been pretty backed up lately and you will need to help complete orders needed for delivery through any means possible, even if it means helping the chefs to finish making the orders! However, before we can get you started, we need you to watch this quick training video to get you up to speed!”

- Show them the QR code that leads them to the GhoulGrub “App” and have them watch the video (this should be enough time in between groups)
- After the Video Spiel:
 - Welcome to Ghoul Grub! We have an especially busy day planned and we need all the help we can get! Almost all of the restaurants on our app have been experiencing problems in their kitchen which has made deliveries halt to almost a standstill! This group of ghouls here (point at houses) have been patiently waiting for their food, but I don’t think they can wait any longer!!!
 - At Ghoul Grub, customer service is our number one priority and we need you to help the restaurants with any issues to make sure our customers get their SOUL food!
 - Here is our map of all the restaurants we have orders at! (Give them the map) We would love it if you were to go to each restaurant, help solve their problems and get the orders moving again! Some restaurants are physical while others materialize through a ghostly—QR code! There is no set route for you to travel, so you can visit the restaurants in any order and try to help out as many restaurants as you can but no worries at all if you weren’t able to get to all of them!
 - Once you complete an order, you will be given a phrase/passcode to prove that you completed the order. Please write down that passcode on the corresponding box on your map! Once you’ve completed an order (specifically one that’s based on a QR code), feel free to check your answers at the bottom of the restaurant’s page!

- If you need any help with anything feel free to circle back here to Ghoul Grub HQ! And when you are done, make sure to come back here to headquarters and collect any tips made from completing your orders! If you get done early or some of the physical booths are busy, you can come talk to us and we might have some extra tasks for you to do for some bonus candy! (give them a lamp and a pen)
- This is a 60–90 minute experience, so once you're reaching the 90 minute mark, it might be time to clock in for the night.
- Throughout the experience:
 - Players may stop by with questions! Please try to answer them to the best of your ability, if you don't know the answer, please message your support leads!

Main puzzle answers:

- Mummy's Mediterranean Wraps: Necropolis
- Medusa's Stone Cold Creamery: Boo–Berry
- Jekyll & Hyde: Anchovies
- Beyond the Grave–y: Pumpkin Die
- Witch's Brew: Cauldron

- If they want to do extra tasks:
 - If the group wants to do extra tasks, please guide them to the QR page with all of the three tasks and start them off with Task #1 and if they finish that, they will be able to start with Task #2 and then finally Task #3.
 - All tasks and answers will be done through Ghoul Grub HQ, and once they finish it, they will get a gold (if gold runs out, use pink), circle sticker placed on the top right of their map!
 - Task #1 Answers
 - Wool of Bat is Green, Tongue of Dog is Red, and Eye of Newt is Blue.
 - Task #2 Answers

- They need to show you the completed Google Form that says "Thanks for helping out the Ghoul Grub Marketing team! Please show this page to the Ghoul Grub HQ Employee! "
- **Task #3 Answers**
 - A circle sticker is given when the bag is brought back to Ghoul Grub HQ.
- **As Each Group Is Done:**
 - When people finish the experience, you will guide them to the USC Ghost neighborhood, which houses the ghosts who ordered from the GhoulGrub delivery service
 - You are to make Candy bags for every person in the group, given to them once they make it back from their deliveries and show you their filled in maps (as their "tips")
 - Tips Are 1 Candy piece per finished puzzle.
 - (Each bonus task finished is an extra piece of candy!)
 - Check that they have the correct answers!
 - Fill out the Bookings form with amount of candy and if they checked out
 - Please ask them to remove their wristbands using scissors
- **Witch 's Brew**
 - First Allow Players to Scan your QR Code to the Site
 - Your job is to be a witch. Assist the players in their puzzle(in character ofc)
 - Welcome to Witch 's Brew! Are you from Ghoul Grub? I have a tiny favor to ask you. You see, I 'm actually the Witch 's Apprentice, and while my boss left on her break, I accidentally cast a spell that made all her ingredients look the same. In order to complete your rush order, I need to find "Toe of Frog." The Witch left me her notes on the ingredient, and probably wouldn 't notice if we tested one ingredient from each bottle. Could you help me decipher the notes and find out which bottle "Toe of Frog" is in?
 - Players will then click Toe of Frog and can start testing out different pills from the container. Make sure that they keep note of which mason jar the pill came from, (They are numbered on top).
 - Place a Bowl into the Cauldron and then Put in warm water from the thermos

- Have them place the pill from the mason jar in and mix till the pill dissolves, revealing a sponge character.
- They will keep on doing this until they see the correct color.
-
- **Beyond the Grave—y**
 - **First Allow Players to Scan your QR Code to the Site**
 - **GM 1:**
 - Your job is to let GM 2 know when people are coming (can knock on the coffin to wake—up the dead). Introduce yourself as one of the workers at the grocery store Beyond the Grave—y. Tell each group a spiel for the puzzle:
 - Welcome to Beyond the Gravy! I'm afraid we're experiencing a bit of a setback. Our head chef, Weston Peace, has recently become our head—less chef. He was the only one who had access to the GhoulGrub orders!
 - Luckily we have a Ouija board at this fine establishment, so maybe Weston can help you! Unfortunately while Weston was a great chef, he was a terrible communicator, so his answers may come out a bit like Weston's eggs. Scrambled.
 - If you can interpret what order the ingredients are for, we can make the order and send you on your way!
 - Tell players to ask Weston Peace if their answer is correct (between each word spelling)
 - **GM 2:**
 - Your time will be spent lying down inside the cardboard box. GM 1 should tell you when a group is coming(they will do their spiel), and then you will spell the following scrambled words:
 - Ufrol
 - Usarg
 - A zdnoe gesg
 - Mgnetu
 - Knpumip
 - Space out the timing of each word. If you do a second between each letter, do 4 seconds between each word

- If you mess up, please make it known to the 1st GM through a signal.
- Break Down:
 - Place all props into the correct container and contact your Support Lead
 - Make sure that your area is clean and that there are no trash anywhere
 - Help the Support lead bring the props to the correct location!
 - Extra Notes:
 - Witch 's Brew:
 - If there is any water, please dump it in the trash can
 - Beyond the Grave—y
 - Please make sure that the Ouija Board piece and magnets are accounted for and in the Beyond the Grave—y Bag.
 - The box is a bit fragile, so make sure to be extra careful when moving it around
 - Game Master HQ
 - Make sure that all wristbands, stickers, extra maps, etc goes into the same place!